智能环球企业有限公司
www.ilighting.com.hk
Tel:852-35863418
Fax:852-23212617

Report No.: 1 Test Time: 2014/12/24 15:30

Luminaire Property

Luminaire Manufacturer:
Luminaire Description: LT-I1215-CE88A4-IIP Voltage: 220 V
Current: 0.067 A Power: 14.18W
Power Factor: 0.963

Photometric Results

CIE Class: Direct
Total Rated Lamp Lumens: 1176.7 lm
Measurement Flux: 1176.7 lm
Efficiency: 100%
Downward Ratio: 100%
Upward Ratio: 0%
Horizontal Diffuse Angle(50%): H106.6
Vertical Diffuse Angle(50%): V126.4
Luminaire Efficacy Rating (LER): 83
Central Intensity: 378.16 cd
Max. Intensity: 378.42 cd
Pos of Max. Intensity: H180 V1

Picture Of Luminaire

Luminous Intensity Distribution Curve

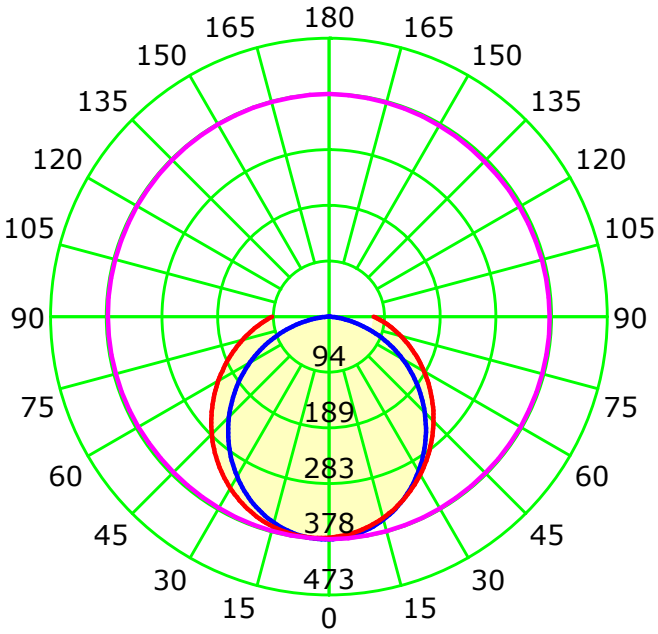

Unit: cd

Average Diffuse Angle(50%): 116.5°

C0-C180 C90-C270 G1

C Plane (°):0.0-360.0: 45.0
Gamma Plane (°):0.0-90.0:1.0
Test Lab:
Test Device: GPM-1800B
Test Type: TYPE C
Distance: 8.038 m
Temperature:
Humidity:
Operator:
Inspector:

Luminous Intensity Distribution Curve

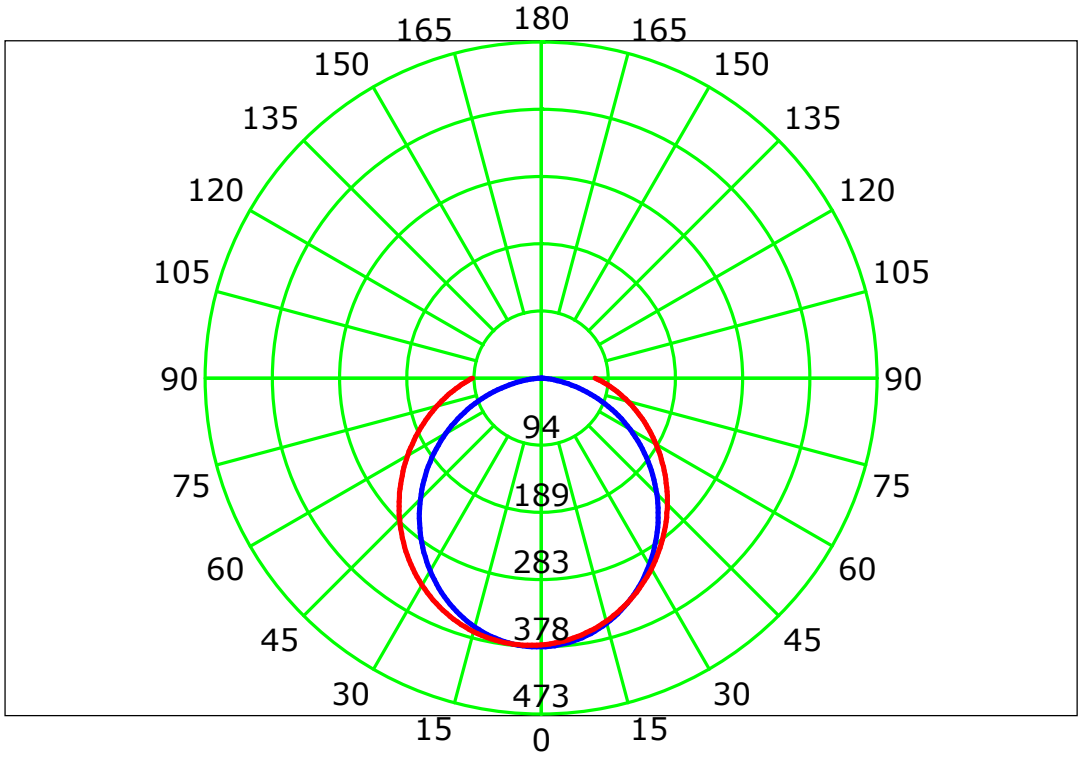

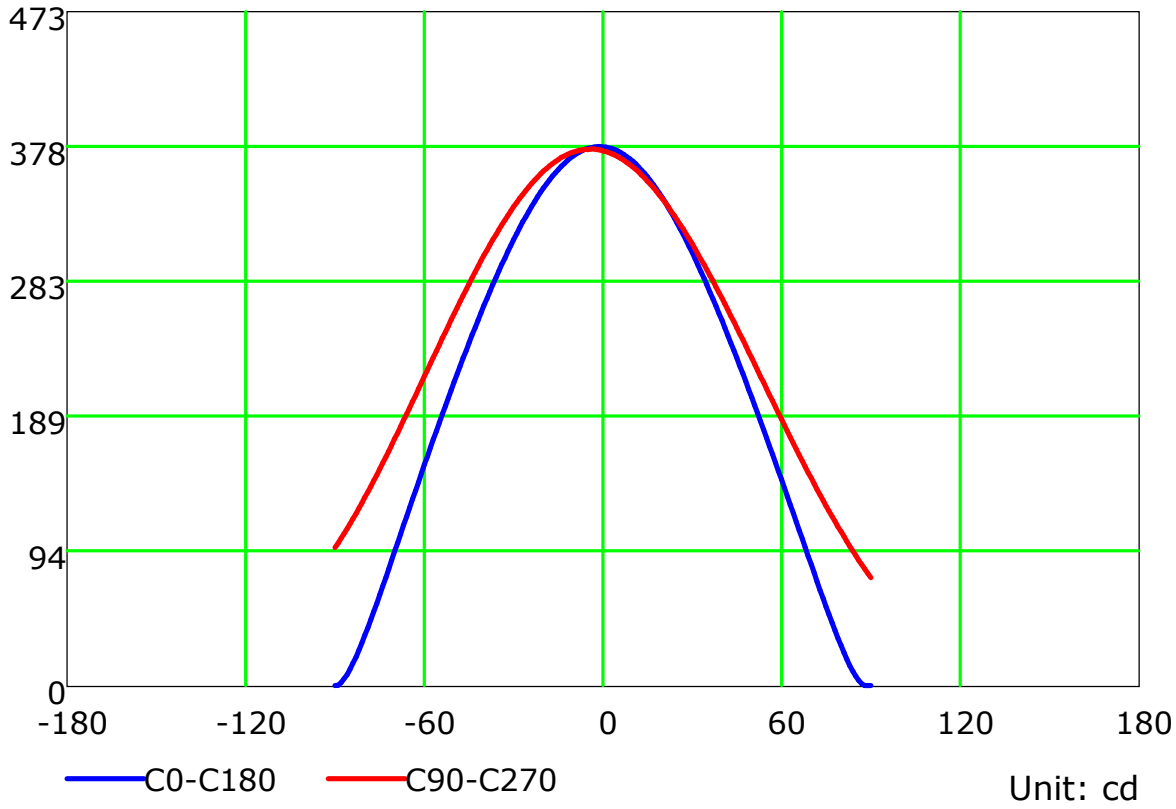

C Plane (°):0.0-360.0: 45.0
Test Lab:
Test Type: TYPE C
Temperature:
Operator:

Gamma Plane (°):0.0-90.0:1.0
Test Device: GPM-1800B
Distance: 8.038 m
Humidity:
Inspector:

Luminous Intensity Distribution Curve(cd/klm)

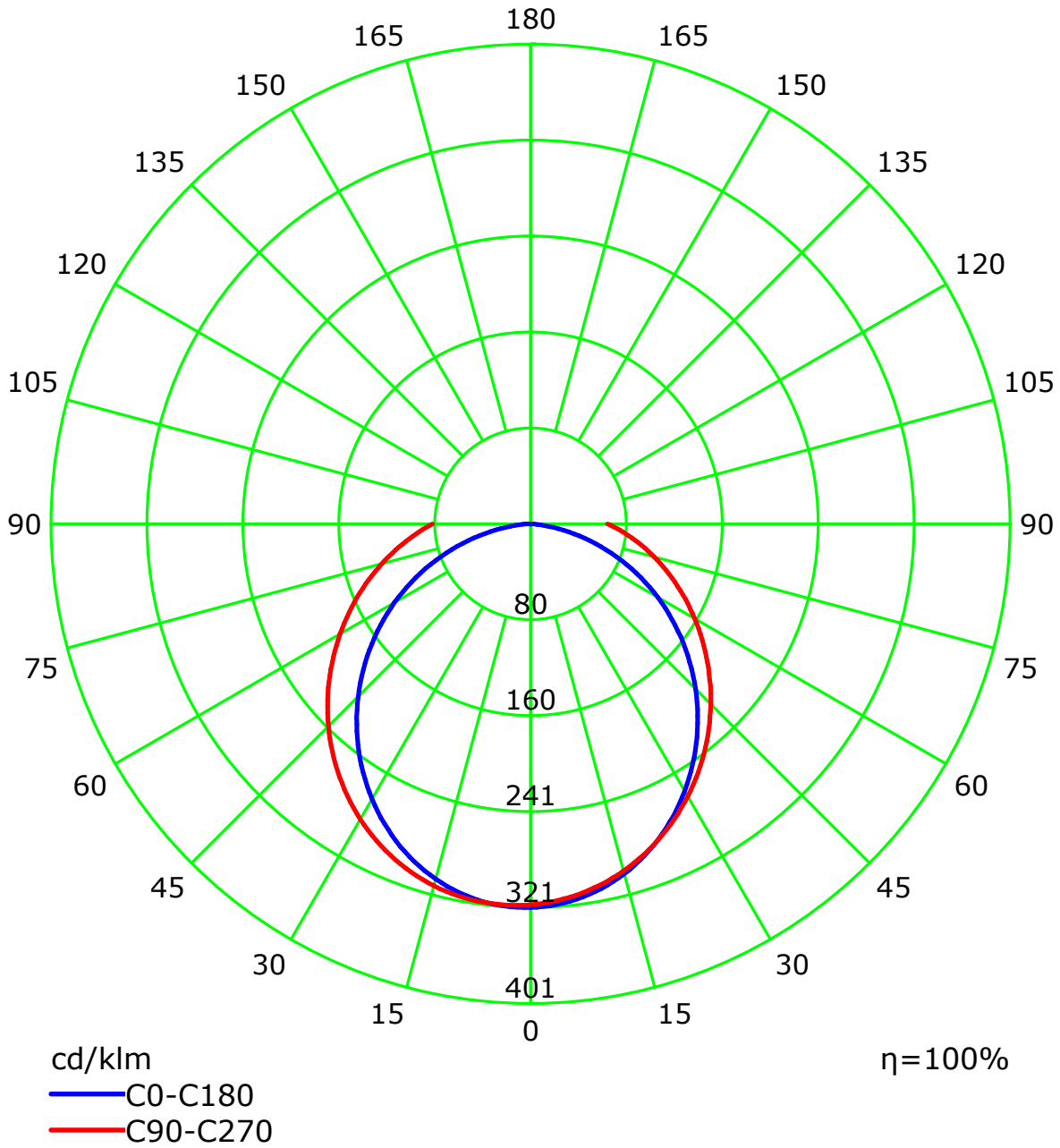

C Plane (°):0.0-360.0: 45.0
Test Lab:
Test Type: TYPE C
Temperature:
Operator:

Gamma Plane (°):0.0-90.0:1.0
Test Device: GPM-1800B
Distance: 8.038 m
Humidity:
Inspector:

智能环球企业有限公司
www.ilighting.com.hk
Tel:852-35863418
Fax:852-23212617

Coefficients Of Utilization - Zonal Cavity Method

RC	0.8	0.8	0.8	0.8	0.7	0.7	0.7	0.7	0.5	0.5	0.5	0.3	0.3	0.3	0.1	0.1	0.1	0
RW	0.7	0.5	0.3	0.1	0.7	0.5	0.3	0.1	0.5	0.3	0.1	0.5	0.3	0.1	0.5	0.3	0.1	0
RCR	RF = 0.2																	
0	119	119	119	119	116	116	116	116	111	111	111	106	106	106	102	102	102	100
1	107	101	96	91	104	99	94	90	94	91	87	90	87	84	87	84	82	80
2	96	87	80	73	94	85	78	72	82	76	71	78	73	69	75	71	67	65
3	87	76	67	60	85	74	66	60	71	64	58	69	62	57	66	61	56	54
4	80	67	58	51	78	66	57	50	63	56	49	61	54	49	59	53	48	46
5	73	60	50	43	71	59	50	43	57	49	43	54	48	42	53	46	42	39
6	68	54	44	38	66	53	44	38	51	43	37	49	42	37	48	41	36	34
7	63	49	40	33	61	48	39	33	46	39	33	45	38	33	43	37	32	30
8	58	44	36	30	57	44	35	29	42	35	29	41	34	29	40	34	29	27
9	55	41	32	27	53	40	32	27	39	32	26	38	31	26	37	31	26	24
10	51	38	30	24	50	37	29	24	36	29	24	35	28	24	34	28	24	22

Spacing Criteria (0-180): 1.22
Spacing Criteria (90-270): 1.28
Spacing Criteria (Diagonal): 1.37

Curves of Luminaires vs Lighting Area

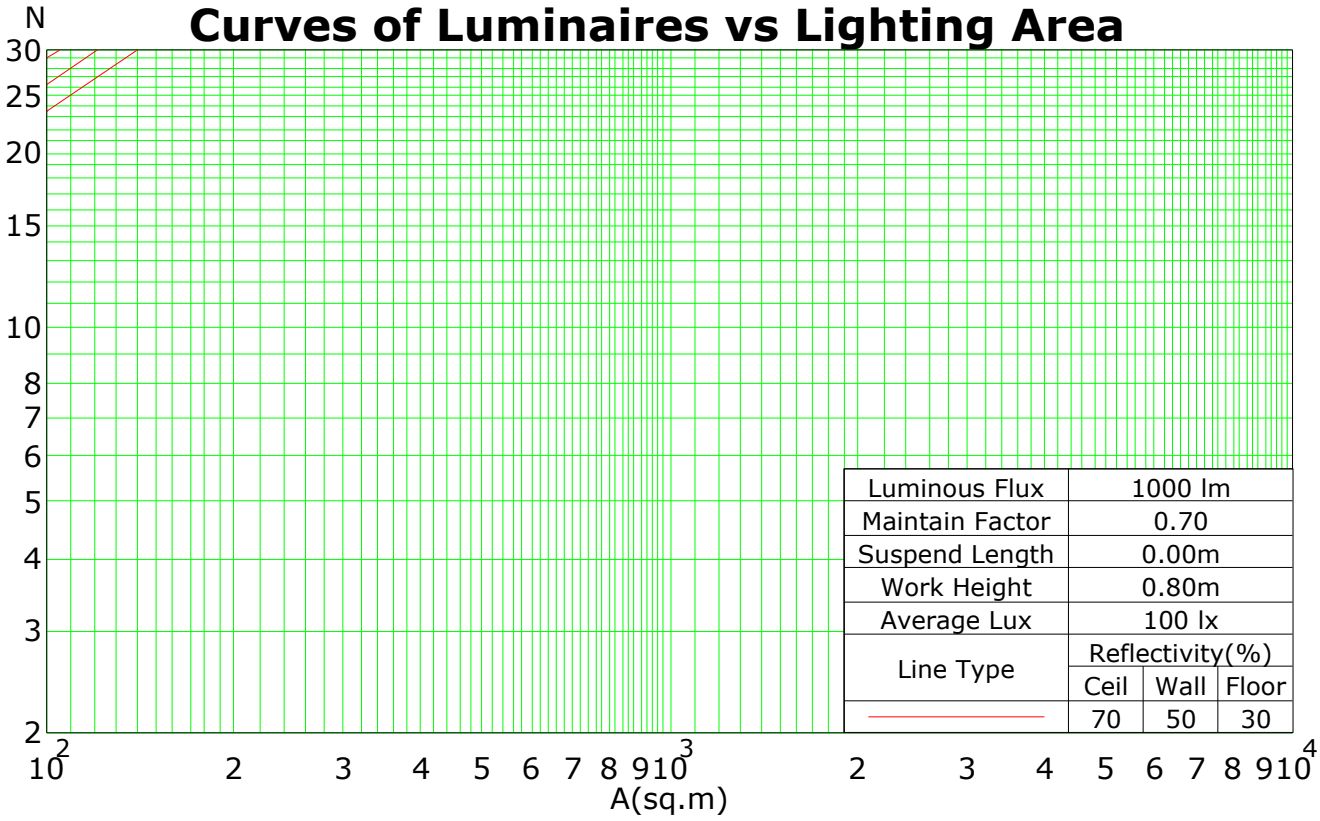

C Plane (°):0.0-360.0: 45.0
Test Lab:
Test Type: TYPE C
Temperature:
Operator:

Gamma Plane (°):0.0-90.0:1.0
Test Device: GPM-1800B
Distance: 8.038 m
Humidity:
Inspector:

Isocandela (sphere)

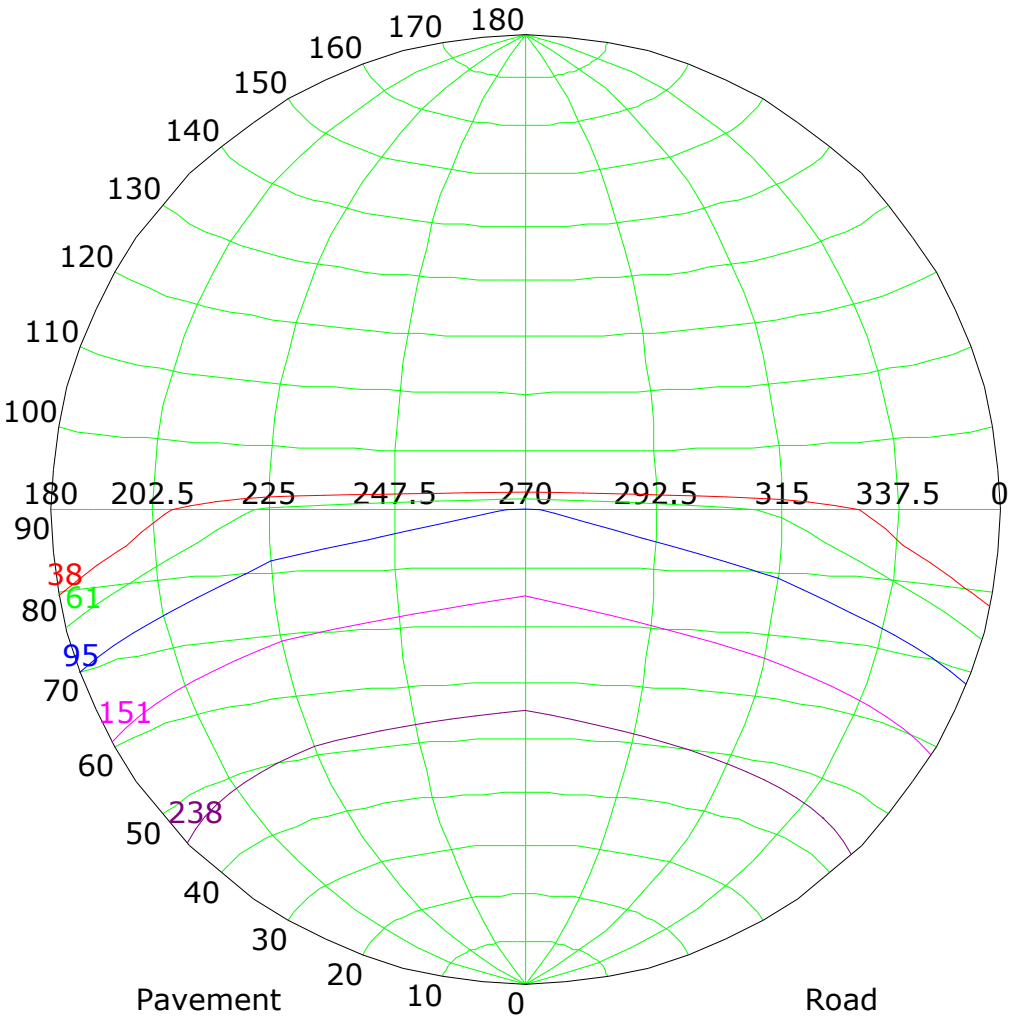

Imax (100%): 378 cd

(10%):	38 cd	(16%):	61 cd
(25%):	95 cd	(40%):	151 cd
(63%):	238 cd	(100%):	378 cd

C Plane (°):0.0-360.0: 45.0
Test Lab:
Test Type: TYPE C
Temperature:
Operator:

Gamma Plane (°):0.0-90.0:1.0
Test Device: GPM-1800B
Distance: 8.038 m
Humidity:
Inspector:

IsoLux Plot

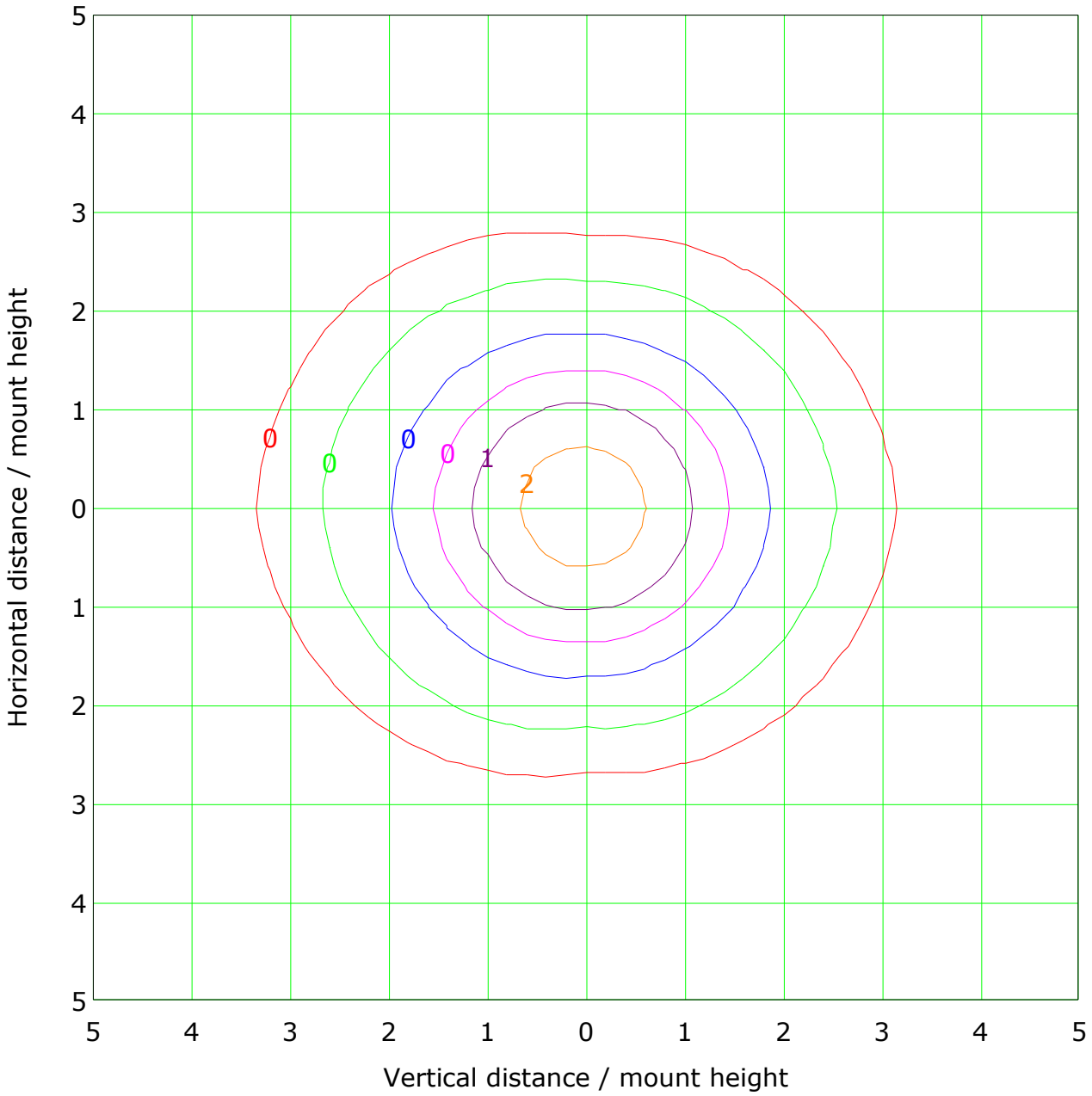

Mounting Height: 10.0m Max Lux(100%): 3.8 lx

(1%): 0.0 lx	(2%): 0.1 lx
(5%): 0.2 lx	(10%): 0.4 lx
(20%): 0.8 lx	(50%): 1.9 lx
(100%): 3.8 lx	

C Plane (°):0.0-360.0: 45.0
Test Lab:
Test Type: TYPE C
Temperature:
Operator:

Gamma Plane (°):0.0-90.0:1.0
Test Device: GPM-1800B
Distance: 8.038 m
Humidity:
Inspector:

Lum Limit Curve

Dazzle	Quality	Illuminance (lx)							
1.15	A	2000	1000	500	<=300				
1.50	B		2000	1000	500	<=300			
1.85	C			2000	1000	500	<=300		
2.20	D				2000	1000	500	<=300	
2.55	E					2000	1000	500	<=300

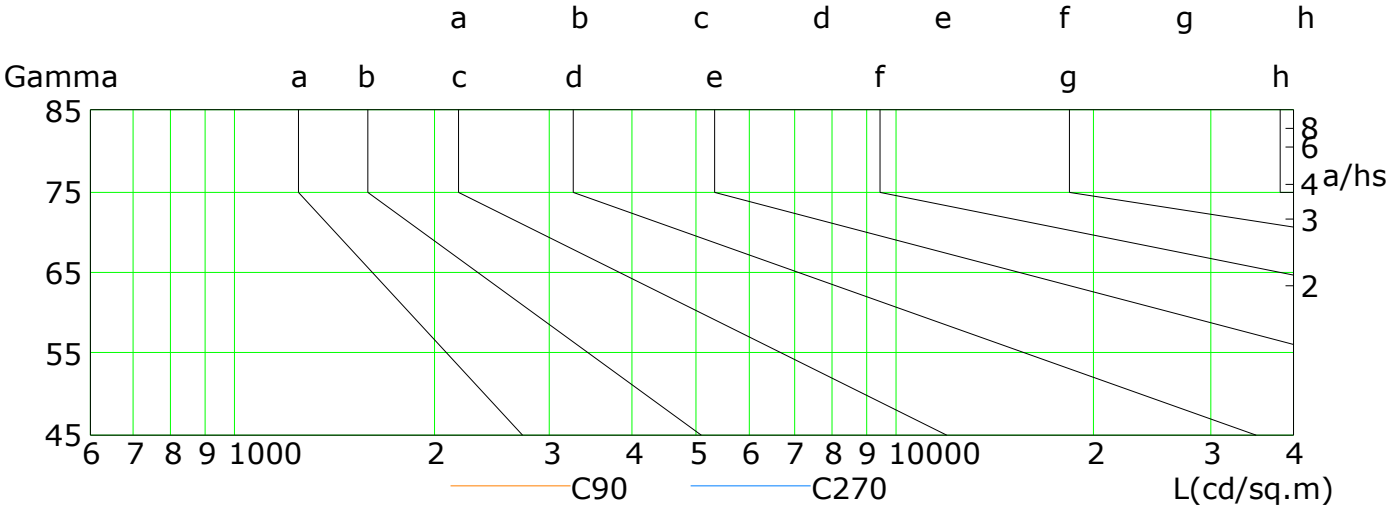

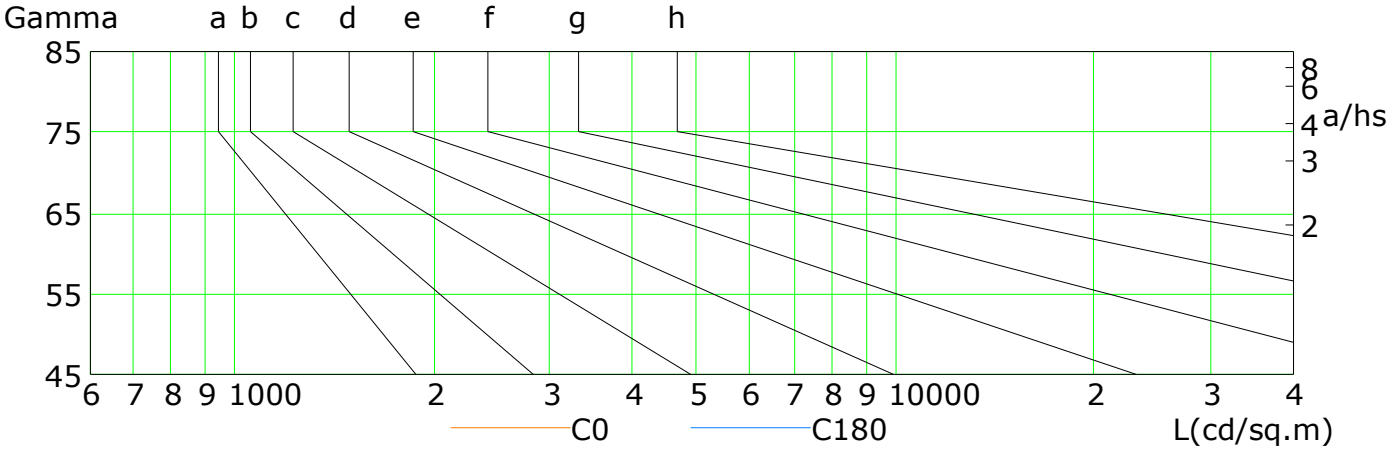

L(cd/sq.m)	G45	G50	G55	G60	G65	G70	G75	G80	G85
C0	230	202	174	145	115	85	55	28	7
C90	251	230	208	187	166	146	126	108	91
C180	241	213	185	155	125	94	64	35	12
C270	282	261	239	217	195	173	152	132	114

C Plane (°):0.0-360.0: 45.0
Test Lab:
Test Type: TYPE C
Temperature:
Operator:

Gamma Plane (°):0.0-90.0:1.0
Test Device: GPM-1800B
Distance: 8.038 m
Humidity:
Inspector:

Illuminance at a Distance

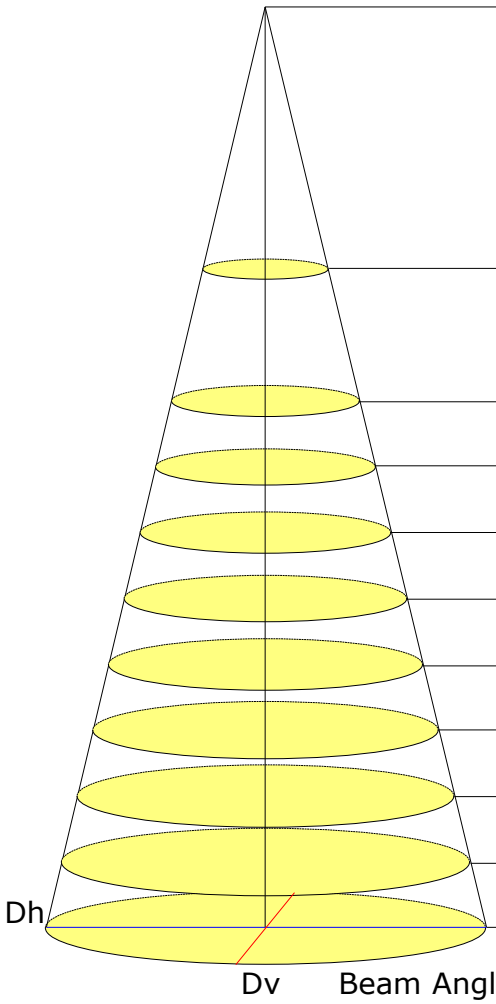

Dist(m)	Enadir(lx)	Dh/Dv_B(m)	S_B(sq.m)	Eav_B(lx)
2.0	94.54	5.37/7.91	34.4	13.56
3.0	42.02	8.05/11.87	77.3	6.03
3.5	30.87	9.39/13.85	105.2	4.43
4.0	23.64	10.73/15.83	137.5	3.39
4.5	18.67	12.07/17.80	174.0	2.68
5.0	15.13	13.42/19.78	214.8	2.17
5.5	12.50	14.76/21.76	259.9	1.79
6.0	10.50	16.10/23.74	309.3	1.51
6.5	8.95	17.44/25.72	363.0	1.28
7.0	7.72	18.78/27.70	421.0	1.11

Beam Angle(B): H106.6 V126.4 Field Angle(F): H157.7 V180.0

Vertical IsoLux Plot

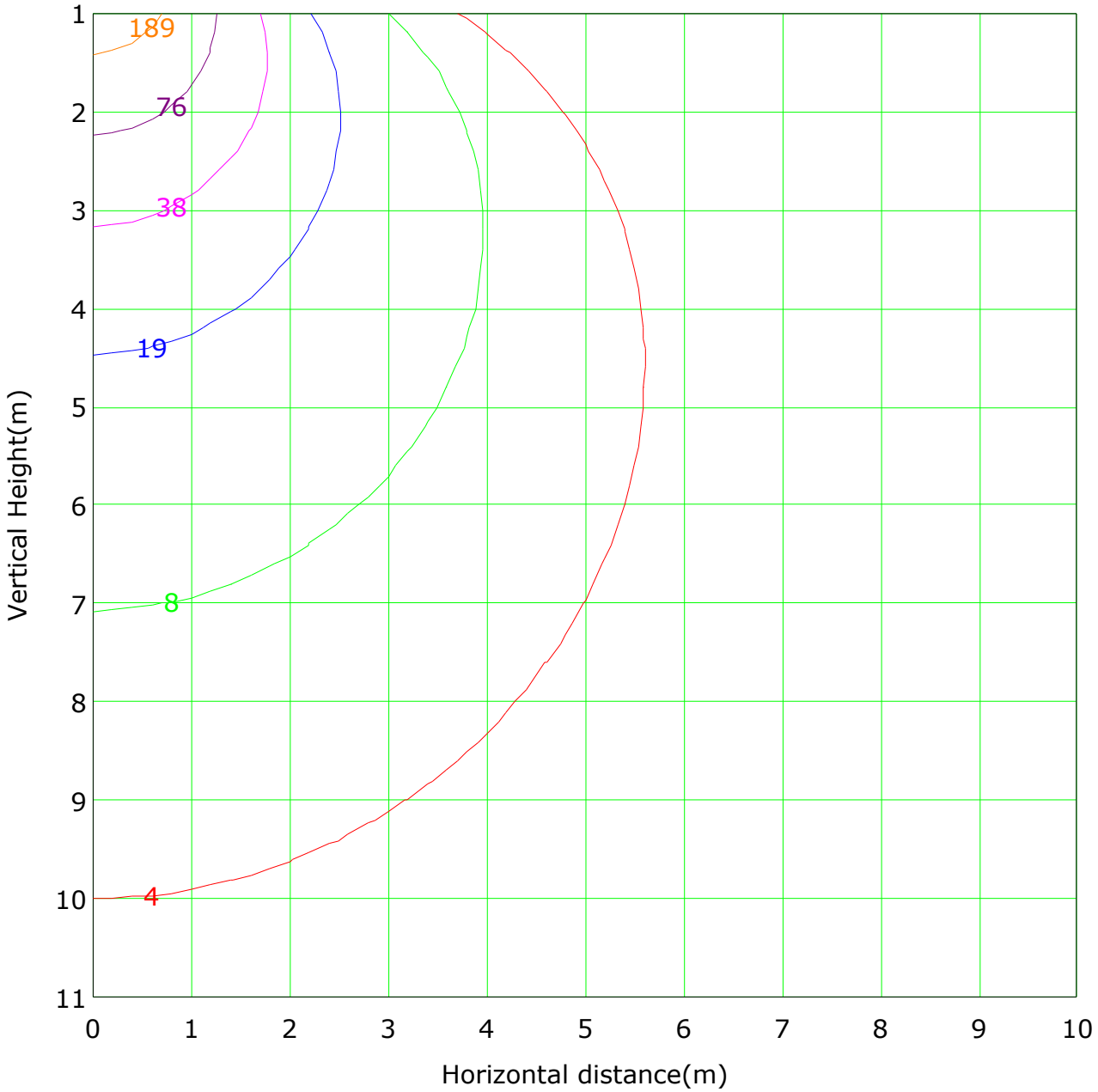

Lowest(m): 1.0m Highest(m): 11.0m Max Lux: 378.2 lx

(1%): 3.8 lx
(2%): 7.6 lx
(5%): 18.9 lx
(10%): 37.8 lx
(20%): 75.6 lx
(50%): 189.1 lx
(100%): 378.2 lx

C Plane (°):0.0-360.0: 45.0
Gamma Plane (°):0.0-90.0:1.0
Test Lab:
Test Device: GPM-1800B
Test Type: TYPE C
Distance: 8.038 m
Temperature:
Humidity:
Operator:
Inspector:

The Average Illuminance Effective Figure

Flux Out: 1097.22lm

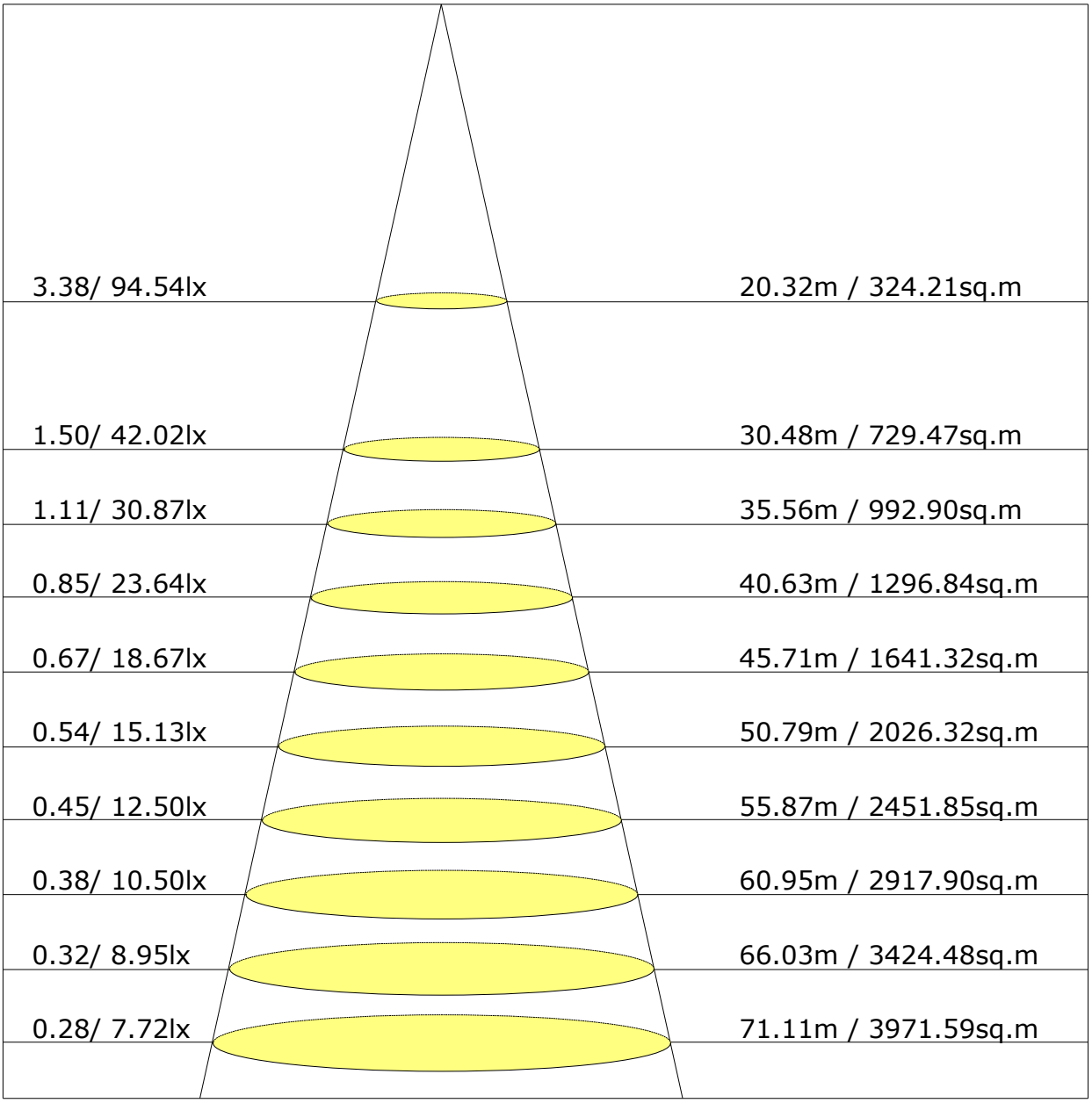

Height	Avg./Nadir. E	Beam Angle:157.7°	Diameter / Area
2.0m	3.38/ 94.54lx		20.32m / 324.21sq.m
3.0m	1.50/ 42.02lx		30.48m / 729.47sq.m
3.5m	1.11/ 30.87lx		35.56m / 992.90sq.m
4.0m	0.85/ 23.64lx		40.63m / 1296.84sq.m
4.5m	0.67/ 18.67lx		45.71m / 1641.32sq.m
5.0m	0.54/ 15.13lx		50.79m / 2026.32sq.m
5.5m	0.45/ 12.50lx		55.87m / 2451.85sq.m
6.0m	0.38/ 10.50lx		60.95m / 2917.90sq.m
6.5m	0.32/ 8.95lx		66.03m / 3424.48sq.m
7.0m	0.28/ 7.72lx		71.11m / 3971.59sq.m

C Plane (°):0.0-360.0: 45.0
Test Lab:
Test Type: TYPE C
Temperature:
Operator:

Gamma Plane (°):0.0-90.0:1.0
Test Device: GPM-1800B
Distance: 8.038 m
Humidity:
Inspector:

UGR Table

Reflectance:										
Ceiling (cavity)	0.7	0.7	0.5	0.5	0.3	0.7	0.7	0.5	0.5	0.3
Wall	0.5	0.3	0.5	0.3	0.3	0.5	0.3	0.5	0.3	0.3
Reference plane	0.2	0.2	0.2	0.2	0.2	0.2	0.2	0.2	0.2	0.2
Room dimensions	Viewed crosswise					Viewed endwise				
X=2H Y=2H	1.$	1.$	1.$	1.$	1.$	1.$	1.$	1.$	1.$	1.$
3H	1.$	1.$	1.$	1.$	1.$	1.$	1.$	1.$	1.$	1.$
4H	1.$	1.$	1.$	1.$	1.$	1.$	1.$	1.$	1.$	1.$
6H	1.$	1.$	1.$	1.$	1.$	1.$	1.$	1.$	1.$	1.$
8H	1.$	1.$	1.$	1.$	1.$	1.$	1.$	1.$	1.$	1.$
12H	1.$	1.$	1.$	1.$	1.$	1.$	1.$	1.$	1.$	1.$
X=4H Y=2H	1.$	1.$	1.$	1.$	1.$	1.$	1.$	1.$	1.$	1.$
3H	1.$	1.$	1.$	1.$	1.$	1.$	1.$	1.$	1.$	1.$
4H	1.$	1.$	1.$	1.$	1.$	1.$	1.$	1.$	1.$	1.$
6H	1.$	1.$	1.$	1.$	1.$	1.$	1.$	1.$	1.$	1.$
8H	1.$	1.$	1.$	1.$	1.$	1.$	1.$	1.$	1.$	1.$
12H	1.$	1.$	1.$	1.$	1.$	1.$	1.$	1.$	1.$	1.$
X=8H Y=4H	1.$	1.$	1.$	1.$	1.$	1.$	1.$	1.$	1.$	1.$
6H	1.$	1.$	1.$	1.$	1.$	1.$	1.$	1.$	1.$	1.$
8H	1.$	1.$	1.$	1.$	1.$	1.$	1.$	1.$	1.$	1.$
12H	1.$	1.$	1.$	1.$	1.$	1.$	1.$	1.$	1.$	1.$
X=12H Y=4H	1.$	1.$	1.$	1.$	1.$	1.$	1.$	1.$	1.$	1.$
6H	1.$	1.$	1.$	1.$	1.$	1.$	1.$	1.$	1.$	1.$
8H	1.$	1.$	1.$	1.$	1.$	1.$	1.$	1.$	1.$	1.$

Calculate in accordance with CIE 190:2010

C Plane (°):0.0-360.0: 45.0
Test Lab:
Test Type: TYPE C
Temperature:
Operator:

Gamma Plane (°):0.0-90.0:1.0
Test Device: GPM-1800B
Distance: 8.038 m
Humidity:
Inspector:

FLUX DISTRIBUTION TABLE BASED ON THE IESNA LUMINAIRE CLASSIFICATION SYSTEM

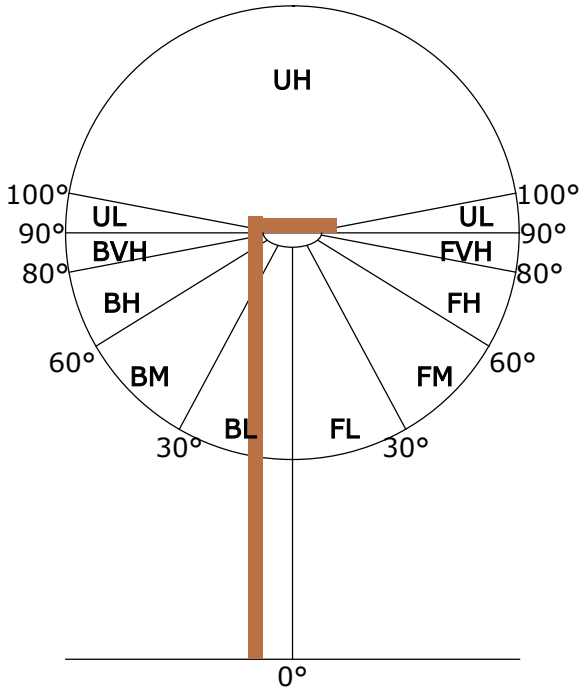

ZONE	LUMENS	% LAMP LUMENS
FORWARD LIGHT	577	49.1
FL (0°-30°)	144	12.2
FM (30°-60°)	274	23.3
FH (60°-80°)	126	10.7
FVH (80°-90°)	33	2.8
BACK LIGHT	599	50.9
BL (0°-30°)	146	12.4
BM (30°-60°)	284	24.1
BH (60°-80°)	133	11.3
BVH (80°-90°)	36	3.0
UP LIGHT	0	0.0
UL (90°-100°)	0	0.0
UH (100°-180°)	0	0.0
TRAPPED LIGHT	NA	NA

BUG(Backlight,Uplight,Glare) Rating Base On TM-15-07	
Asymmetrical Luminaire Types (Type I,II,III,IV)	B1 U1 G1
Quadrilateral Symmetrical Luminaire Types (Type V,Area Light)	B1 U1 G1

C Plane (°):0.0-360.0: 45.0
Test Lab:
Test Type: TYPE C
Temperature:
Operator:

Gamma Plane (°):0.0-90.0:1.0
Test Device: GPM-1800B
Distance: 8.038 m
Humidity:
Inspector:

LCS Graph

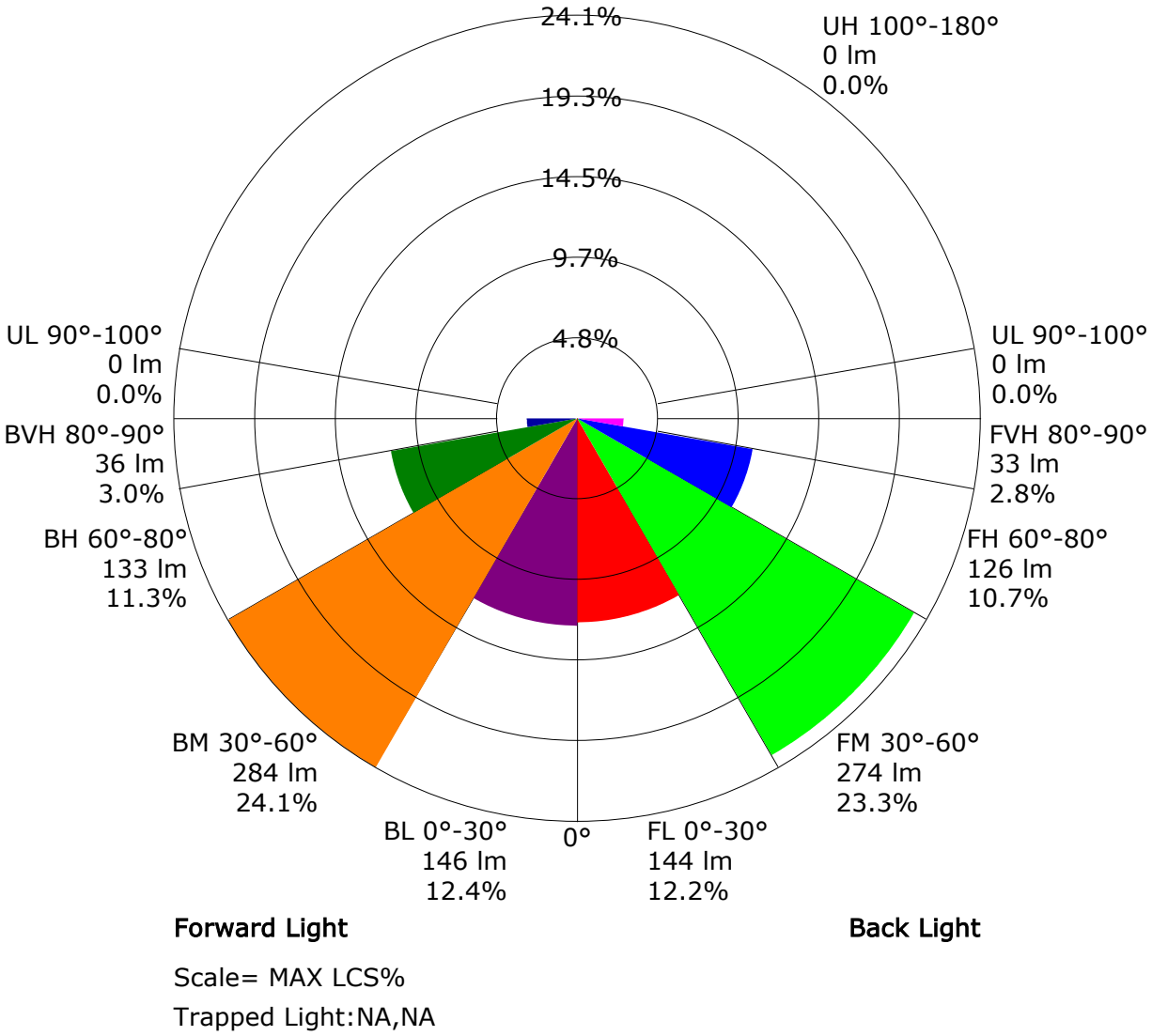

Scale= MAX LCS%

Trapped Light:NA,NA

Utilisation Factor Table(Floor cavity)

Utilisation Factors UF(F)											SHR NOM = 1.25
Room Reflectance			Room Index(RI)								
Ceiling	Wall	Floor	0.75	1.00	1.25	1.50	2.00	2.50	3.00	4.00	5.00
0.70	0.50	0.20	0.53	0.63	0.70	0.76	0.83	0.88	0.92	0.97	1.00
	0.30		0.45	0.55	0.62	0.68	0.76	0.82	0.86	0.92	0.96
	0.20		0.39	0.49	0.56	0.62	0.70	0.77	0.81	0.88	0.92
0.50	0.50	0.20	0.52	0.61	0.68	0.73	0.80	0.85	0.88	0.93	0.96
	0.30		0.44	0.54	0.61	0.66	0.74	0.79	0.83	0.89	0.92
	0.20		0.39	0.48	0.55	0.61	0.69	0.75	0.79	0.85	0.89
0.30	0.50	0.20	0.50	0.59	0.66	0.70	0.77	0.81	0.85	0.89	0.92
	0.30		0.43	0.53	0.60	0.65	0.72	0.77	0.81	0.86	0.89
	0.20		0.38	0.48	0.55	0.60	0.68	0.73	0.77	0.83	0.86
0.00	0.00	0.00	0.36	0.45	0.52	0.57	0.64	0.69	0.73	0.78	0.82

Rating:14W Photometrically tested without ceiling board.
Multiply UF values by service correction factors
Calculate in accordance with CIBSE Technical Memorandum NO.5 1980

Utilisation Factor Table(Wall)

Utilisation Factors UF(W) SHR NOM = 1.25

Room Reflectance			Room Index(RI)								
Ceiling	Wall	Floor	0.75	1.00	1.25	1.50	2.00	2.50	3.00	4.00	5.00
0.70	0.50	0.20	1.05	0.88	0.76	0.67	0.55	0.46	0.40	0.32	0.27
	0.30		0.88	0.75	0.66	0.60	0.50	0.42	0.37	0.30	0.25
	0.20		0.75	0.66	0.59	0.53	0.45	0.39	0.35	0.28	0.24
0.50	0.50	0.20	1.01	0.85	0.73	0.65	0.53	0.48	0.39	0.31	0.25
	0.30		0.86	0.74	0.65	0.58	0.48	0.41	0.36	0.29	0.24
	0.20		0.74	0.65	0.58	0.52	0.44	0.38	0.34	0.28	0.23
0.30	0.50	0.20	0.99	0.82	0.71	0.62	0.51	0.43	0.37	0.29	0.25
	0.30		0.84	0.72	0.63	0.56	0.47	0.40	0.35	0.28	0.24
	0.20		0.74	0.64	0.57	0.52	0.43	0.37	0.33	0.27	0.23
0.00	0.00	0.00	0.64	0.55	0.48	0.43	0.36	0.31	0.27	0.22	0.19

Rating:14W Photometrically tested without ceiling board.
Multiply UF values by service correction factors
Calculate in accordance with CIBSE Technical Memorandum NO.5 1980

Utilisation Factor Table(Ceiling cavity)

Utilisation Factors UF(C)											SHR NOM = 1.25
Room Reflectance			Room Index(RI)								
Ceiling	Wall	Floor	0.75	1.00	1.25	1.50	2.00	2.50	3.00	4.00	5.00
0.70	0.50	0.20	0.17	0.18	0.19	0.20	0.21	0.21	0.22	0.22	0.22
	0.30		0.10	0.11	0.13	0.13	0.15	0.16	0.17	0.18	0.19
	0.20		0.04	0.06	0.07	0.09	0.11	0.12	0.13	0.15	0.16
0.50	0.50	0.20	0.16	0.17	0.18	0.19	0.20	0.20	0.21	0.21	0.21
	0.30		0.09	0.11	0.12	0.13	0.15	0.16	0.17	0.18	0.18
	0.20		0.04	0.06	0.07	0.08	0.10	0.12	0.13	0.15	0.16
0.30	0.50	0.20	0.16	0.17	0.18	0.18	0.19	0.20	0.20	0.20	0.20
	0.30		0.09	0.11	0.12	0.13	0.14	0.15	0.16	0.17	0.18
	0.20		0.04	0.06	0.07	0.08	0.10	0.12	0.13	0.14	0.15
0.00	0.00	0.00	NA	NA	NA	NA	NA	NA	NA	NA	NA

Rating:14W Photometrically tested without ceiling board.
Multiply UF values by service correction factors
Calculate in accordance with CIBSE Technical Memorandum NO.5 1980

Zonal Lumen

Gamma [°]	Imean [cd]	Zonal Flux [lm]	Sum Zonal Flux [lm]	Rel Zonal Flux [%]	Sum Rel Zonal Flux [%]
0.0-1.0	375.9	0.4	0.4	0.03	0.03
1.0-2.0	375.8	1.1	1.4	0.09	0.12
2.0-3.0	375.5	1.8	3.2	0.15	0.27
3.0-4.0	375.1	2.5	5.7	0.21	0.49
4.0-5.0	374.5	3.2	9.0	0.27	0.76
5.0-6.0	373.8	3.9	12.9	0.33	1.10
6.0-7.0	372.9	4.6	17.5	0.39	1.49
7.0-8.0	371.9	5.3	22.8	0.45	1.94
8.0-9.0	370.7	6.0	28.9	0.51	2.45
9.0-10.0	369.5	6.7	35.5	0.57	3.02
10.0-11.0	368.0	7.4	42.9	0.63	3.65
11.0-12.0	366.5	8.0	50.9	0.68	4.33
12.0-13.0	364.8	8.7	59.6	0.74	5.06
13.0-14.0	363.0	9.3	68.9	0.79	5.85
14.0-15.0	361.0	9.9	78.8	0.84	6.69
15.0-16.0	358.9	10.5	89.3	0.89	7.59
16.0-17.0	356.7	11.1	100.4	0.94	8.53
17.0-18.0	354.3	11.7	112.1	0.99	9.52
18.0-19.0	351.8	12.2	124.3	1.04	10.57
19.0-20.0	349.2	12.8	137.1	1.09	11.65
20.0-21.0	346.5	13.3	150.4	1.13	12.78
21.0-22.0	343.7	13.8	164.2	1.17	13.96
22.0-23.0	340.7	14.3	178.5	1.21	15.17
23.0-24.0	337.6	14.8	193.3	1.25	16.43
24.0-25.0	334.4	15.2	208.5	1.29	17.72
25.0-26.0	331.1	15.6	224.1	1.33	19.05
26.0-27.0	327.8	16.0	240.2	1.36	20.41
27.0-28.0	324.2	16.4	256.6	1.40	21.80
28.0-29.0	320.7	16.8	273.4	1.43	23.23
29.0-30.0	317.0	17.1	290.5	1.45	24.69
30.0-31.0	313.2	17.4	307.9	1.48	26.17
31.0-32.0	309.4	17.7	325.6	1.51	27.67
32.0-33.0	305.4	18.0	343.6	1.53	29.20
33.0-34.0	301.4	18.2	361.9	1.55	30.75
34.0-35.0	297.3	18.5	380.3	1.57	32.32
35.0-36.0	293.2	18.7	399.0	1.59	33.91

Zonal Lumen (Continue 1)

Gamma [°]	Imean [cd]	Zonal Flux [lm]	Sum Zonal Flux [lm]	Rel Zonal Flux [%]	Sum Rel Zonal Flux [%]
36.0-37.0	288.9	18.8	417.9	1.60	35.51
37.0-38.0	284.6	19.0	436.9	1.61	37.13
38.0-39.0	280.2	19.1	456.0	1.63	38.75
39.0-40.0	275.8	19.2	475.2	1.63	40.39
40.0-41.0	271.3	19.3	494.5	1.64	42.03
41.0-42.0	266.7	19.4	513.9	1.65	43.68
42.0-43.0	262.1	19.4	533.3	1.65	45.33
43.0-44.0	257.5	19.4	552.8	1.65	46.98
44.0-45.0	252.8	19.4	572.2	1.65	48.63
45.0-46.0	248.1	19.4	591.6	1.65	50.28
46.0-47.0	243.3	19.3	611.0	1.64	51.92
47.0-48.0	238.4	19.3	630.2	1.64	53.56
48.0-49.0	233.6	19.2	649.4	1.63	55.19
49.0-50.0	228.6	19.1	668.5	1.62	56.81
50.0-51.0	223.7	18.9	687.4	1.61	58.42
51.0-52.0	218.8	18.8	706.2	1.60	60.02
52.0-53.0	213.9	18.6	724.8	1.58	61.60
53.0-54.0	208.9	18.4	743.2	1.56	63.16
54.0-55.0	203.9	18.2	761.4	1.55	64.71
55.0-56.0	198.8	18.0	779.4	1.53	66.23
56.0-57.0	193.8	17.7	797.1	1.51	67.74
57.0-58.0	188.8	17.5	814.6	1.48	69.23
58.0-59.0	183.8	17.2	831.8	1.46	70.69
59.0-60.0	178.8	16.9	848.6	1.44	72.12
60.0-61.0	173.7	16.6	865.2	1.41	73.53
61.0-62.0	168.7	16.3	881.5	1.38	74.91
62.0-63.0	163.7	15.9	897.4	1.35	76.26
63.0-64.0	158.6	15.6	913.0	1.32	77.59
64.0-65.0	153.7	15.2	928.2	1.29	78.88
65.0-66.0	148.7	14.8	943.0	1.26	80.14
66.0-67.0	143.8	14.5	957.5	1.23	81.37
67.0-68.0	138.9	14.1	971.6	1.20	82.57
68.0-69.0	133.9	13.7	985.2	1.16	83.73
69.0-70.0	129.1	13.3	998.5	1.13	84.85
70.0-71.0	124.3	12.8	1011.3	1.09	85.95
71.0-72.0	119.5	12.4	1023.8	1.06	87.00

Zonal Lumen (Continue 2)

Gamma [°]	Imean [cd]	Zonal Flux [lm]	Sum Zonal Flux [lm]	Rel Zonal Flux [%]	Sum Rel Zonal Flux [%]
72.0-73.0	114.8	12.0	1035.8	1.02	88.02
73.0-74.0	110.1	11.6	1047.3	0.98	89.01
74.0-75.0	105.4	11.1	1058.5	0.95	89.95
75.0-76.0	100.9	10.7	1069.2	0.91	90.86
76.0-77.0	96.4	10.3	1079.5	0.87	91.74
77.0-78.0	92.0	9.9	1089.3	0.84	92.58
78.0-79.0	87.7	9.4	1098.8	0.80	93.38
79.0-80.0	83.5	9.0	1107.8	0.77	94.14
80.0-81.0	79.4	8.6	1116.4	0.73	94.87
81.0-82.0	75.3	8.2	1124.5	0.69	95.57
82.0-83.0	71.4	7.8	1132.3	0.66	96.23
83.0-84.0	67.7	7.4	1139.7	0.63	96.85
84.0-85.0	64.1	7.0	1146.7	0.59	97.45
85.0-86.0	60.7	6.6	1153.3	0.56	98.01
86.0-87.0	57.5	6.3	1159.6	0.53	98.55
87.0-88.0	54.6	6.0	1165.6	0.51	99.05
88.0-89.0	51.9	5.7	1171.3	0.48	99.54
89.0-90.0	49.5	5.4	1176.7	0.46	100.00

Candlepower Table

Unit: cd

G\C	C0.0	C45.0	C90.0	C135.0	C180.0	C225.0	C270.0	C315.0	C360.0	
G0.0	378.2	376.5	375.5	373.5	378.2	376.5	375.5	373.5	378.2	
G1.0	378.1	375.8	375.0	373.5	378.4	377.1	376.0	373.8	378.1	
G2.0	377.4	374.9	374.2	372.9	378.3	377.3	376.2	373.8	377.4	
G3.0	377.2	373.9	373.4	372.4	378.2	377.6	376.6	373.6	377.2	
G4.0	376.2	373.0	372.5	371.6	377.6	377.8	376.7	373.5	376.2	
G5.0	375.3	371.7	371.4	370.7	377.2	377.6	376.4	372.8	375.3	
G6.0	374.2	370.2	370.2	369.8	376.4	377.5	376.5	372.5	374.2	
G7.0	372.9	368.7	368.9	368.6	375.7	377.2	376.0	371.5	372.9	
G8.0	371.4	366.9	367.3	367.3	374.5	376.6	375.8	370.8	371.4	
G9.0	369.9	365.2	366.0	366.0	373.3	376.1	375.1	369.8	369.9	
G10.0	368.1	363.1	364.1	364.3	371.8	375.3	374.6	368.6	368.1	
G11.0	366.3	361.3	362.5	362.6	370.4	374.4	373.7	367.5	366.3	
G12.0	364.2	358.9	360.7	360.9	368.6	373.4	372.9	365.8	364.2	
G13.0	361.9	356.6	358.5	358.8	366.7	372.1	371.8	364.4	361.9	
G14.0	359.6	354.5	356.6	356.8	364.7	370.8	370.8	362.6	359.6	
G15.0	357.1	351.6	354.1	354.4	362.4	369.2	369.4	360.8	357.1	
G16.0	354.6	349.1	352.1	352.2	360.1	367.7	368.0	359.1	354.6	
G17.0	351.6	346.1	349.5	349.7	357.6	366.0	366.4	356.7	351.6	
G18.0	348.7	343.3	347.1	347.1	355.0	363.9	364.8	354.6	348.7	
G19.0	345.7	340.2	344.5	344.4	352.3	362.0	363.0	352.2	345.7	
G20.0	342.5	337.1	341.7	341.5	349.3	359.8	361.1	349.5	342.5	
G21.0	339.3	333.9	338.9	338.6	346.3	357.5	359.2	347.2	339.3	
G22.0	335.7	330.5	336.2	335.6	343.3	355.3	357.0	344.2	335.7	
G23.0	332.1	327.0	333.0	332.2	339.8	352.4	354.8	341.5	332.1	
G24.0	328.5	323.5	330.1	329.2	336.4	350.0	352.5	338.7	328.5	
G25.0	324.6	319.8	326.9	325.8	332.7	346.9	349.9	335.4	324.6	
G26.0	320.8	316.1	323.6	322.1	329.1	344.2	347.5	332.4	320.8	
G27.0	316.8	312.2	320.5	318.7	325.4	341.2	344.7	328.8	316.8	
G28.0	312.7	308.2	316.9	314.9	321.4	337.9	342.2	325.4	312.7	
G29.0	308.3	304.4	313.7	311.4	317.4	334.6	339.2	322.1	308.3	
G30.0	304.1	300.3	310.1	307.3	313.1	331.3	336.3	318.4	304.1	
G31.0	299.6	296.1	306.6	303.5	309.0	327.8	333.2	314.9	299.6	
G32.0	295.1	292.0	302.9	299.4	304.7	324.4	329.9	310.9	295.1	
G33.0	290.7	287.9	299.2	295.4	300.1	320.4	326.9	307.1	290.7	
G34.0	285.8	283.4	295.6	291.2	295.8	316.7	323.5	303.2	285.8	
G35.0	281.1	279.0	291.7	286.9	291.0	312.9	320.1	299.1	281.1	
G36.0	276.3	274.5	287.9	282.8	286.4	309.0	316.6	295.0	276.3	

C Plane (°):0.0-360.0: 45.0
Test Lab:
Test Type: TYPE C
Temperature:
Operator:

Gamma Plane (°):0.0-90.0:1.0
Test Device: GPM-1800B
Distance: 8.038 m
Humidity:
Inspector:

Candlepower Table (Continue 1)

Unit: cd

G\C	C0.0	C45.0	C90.0	C135.0	C180.0	C225.0	C270.0	C315.0	C360.0	
G37.0	271.4	270.0	284.0	278.4	281.6	304.9	313.0	290.7	271.4	
G38.0	266.7	265.6	279.9	273.9	276.6	300.7	309.6	286.5	266.7	
G39.0	261.5	260.9	276.1	269.6	271.7	296.6	305.7	282.2	261.5	
G40.0	256.5	256.3	272.1	264.9	266.8	292.3	302.0	277.8	256.5	
G41.0	251.2	251.5	268.0	260.4	261.7	287.8	298.2	273.3	251.2	
G42.0	246.1	246.9	264.0	255.7	256.6	283.6	294.2	268.9	246.1	
G43.0	240.7	242.3	259.6	251.2	251.3	278.9	290.4	264.2	240.7	
G44.0	235.4	237.3	255.6	246.4	246.2	274.4	286.3	259.7	235.4	
G45.0	230.1	232.6	251.4	241.7	240.8	269.8	282.0	254.9	230.1	
G46.0	224.6	227.9	247.1	237.0	235.2	265.1	278.1	250.3	224.6	
G47.0	219.1	222.9	242.9	232.0	230.0	260.5	273.8	245.4	219.1	
G48.0	213.7	217.9	238.7	227.3	224.4	255.6	269.7	240.8	213.7	
G49.0	207.9	213.3	234.2	222.5	218.9	250.8	265.5	236.0	207.9	
G50.0	202.4	208.3	229.9	217.5	213.2	246.0	261.1	230.8	202.4	
G51.0	196.8	203.3	225.7	212.4	207.6	241.0	256.9	226.2	196.8	
G52.0	191.3	198.4	221.4	207.6	201.9	236.3	252.5	221.2	191.3	
G53.0	185.7	193.5	217.0	202.9	196.2	231.2	248.1	216.4	185.7	
G54.0	179.8	188.6	212.9	197.8	190.4	226.2	243.8	211.4	179.8	
G55.0	173.9	183.9	208.4	193.0	184.5	221.5	239.2	206.4	173.9	
G56.0	168.2	178.9	204.1	187.9	178.8	216.4	235.0	201.4	168.2	
G57.0	162.5	174.0	199.9	183.1	172.9	211.3	230.5	196.6	162.5	
G58.0	156.6	169.1	195.5	178.0	167.0	206.5	226.1	191.6	156.6	
G59.0	150.6	164.3	191.3	173.2	161.0	201.3	221.6	186.7	150.6	
G60.0	144.8	159.4	187.1	168.2	155.2	196.4	217.3	181.7	144.8	
G61.0	138.9	154.6	182.7	163.4	149.1	191.2	212.8	176.9	138.9	
G62.0	132.9	150.0	178.5	158.5	142.9	186.4	208.4	172.0	132.9	
G63.0	127.0	145.2	174.4	153.8	136.9	181.3	203.8	167.1	127.0	
G64.0	121.1	140.5	170.1	148.9	130.8	176.2	199.3	162.1	121.1	
G65.0	115.0	136.0	165.9	144.2	124.9	171.4	195.0	157.4	115.0	
G66.0	109.0	131.4	161.9	139.4	118.8	166.5	190.6	152.6	109.0	
G67.0	103.0	126.9	157.6	134.7	112.7	161.5	186.4	147.8	103.0	
G68.0	97.0	122.4	153.5	130.1	106.5	156.6	181.9	143.1	97.0	
G69.0	90.9	118.0	149.6	125.5	100.3	151.8	177.5	138.5	90.9	
G70.0	85.0	113.6	145.6	121.0	94.2	147.0	173.3	133.8	85.0	
G71.0	79.1	109.4	141.8	116.6	88.1	142.3	168.9	129.3	79.1	
G72.0	73.0	105.2	137.6	112.0	81.9	137.6	164.7	124.9	73.0	
G73.0	67.2	101.0	133.9	107.7	75.9	132.9	160.6	120.3	67.2	

C Plane (°):0.0-360.0: 45.0
Test Lab:
Test Type: TYPE C
Temperature:
Operator:

Gamma Plane (°):0.0-90.0:1.0
Test Device: GPM-1800B
Distance: 8.038 m
Humidity:
Inspector:

Candlepower Table (Continue 2)

Unit: cd

G\C	C0.0	C45.0	C90.0	C135.0	C180.0	C225.0	C270.0	C315.0	C360.0	
G74.0	61.2	97.0	129.9	103.5	69.8	128.3	156.3	115.8	61.2	
G75.0	55.4	93.1	126.2	99.2	63.8	123.8	152.2	111.6	55.4	
G76.0	49.9	89.1	122.6	95.2	58.0	119.4	148.1	107.2	49.9	
G77.0	44.2	85.3	118.8	91.0	52.1	114.9	144.0	103.2	44.2	
G78.0	38.8	81.7	115.3	87.2	46.4	110.7	140.0	99.0	38.8	
G79.0	33.3	78.0	111.6	83.4	40.8	106.3	136.0	95.1	33.3	
G80.0	28.3	74.6	108.2	79.4	35.3	102.0	132.2	91.1	28.3	
G81.0	23.2	71.1	104.7	76.0	30.0	97.9	128.3	87.2	23.2	
G82.0	18.5	67.8	101.2	72.3	25.0	93.9	124.6	83.5	18.5	
G83.0	14.1	64.6	97.9	69.1	20.2	89.8	120.9	79.7	14.1	
G84.0	10.1	61.4	94.6	65.8	15.7	86.2	117.2	76.1	10.1	
G85.0	6.6	58.6	91.3	62.5	11.6	82.1	113.6	72.6	6.6	
G86.0	3.7	55.8	88.1	59.3	7.8	78.4	110.2	69.1	3.7	
G87.0	1.2	53.0	84.9	56.4	4.8	75.0	106.6	65.8	1.2	
G88.0	0.0	50.4	81.9	53.5	2.2	71.3	103.4	62.6	0.0	
G89.0	0.0	47.8	78.9	50.8	0.2	68.0	100.1	59.4	0.0	
G90.0	0.0	45.5	75.8	48.4	0.0	64.5	96.9	56.3	0.0	

C Plane (°):0.0-360.0: 45.0
Test Lab:
Test Type: TYPE C
Temperature:
Operator:

Gamma Plane (°):0.0-90.0:1.0
Test Device: GPM-1800B
Distance: 8.038 m
Humidity:
Inspector: